

Professional in Manufacturing **BS** Wiring Accessories

MAKE ELECTRIC

SAFETY
SIMPLE
GREEN



COMPANY PROFILE



Shanghai Shinelite Electric Co.,Ltd is a well-established company with 12 years manufacturing experience, which specializes in manufacturing British Standard wiring accessories. Our main market is Europe, Middle East, South America, Africa and Asia.

Our products contain more than 15 series and 1000 items, including wall switch, socket, extension socket, lampholder, plug, junction box, ceiling rose, metal box and other electrical accessories.



AROUND THE WORLD
















CORRIPARIY QUAIFICATION

We have the latest product certificate



PRODUCT CONTENTS >>

 <p>WHITE RANGE</p> <p>01</p>	 <p>HONOR RANGE</p> <p>13</p>	 <p>SMART RANGE</p> <p>19</p>	 <p>ROYAL RANGE</p> <p>31</p>	 <p>VENUS RANGE</p> <p>37</p>	 <p>LAVINA RANGE</p> <p>49</p>	 <p>DECOA RANGE</p> <p>55</p>	 <p>CLASSIC RANGE</p> <p>67</p>	 <p>GLORY RANGE</p> <p>73</p>
 <p>VICTORY RANGE</p> <p>07</p>	 <p>ELITE RANGE</p> <p>25</p>	 <p>INFINIT RANGE</p> <p>43</p>	 <p>LUXURY RANGE</p> <p>61</p>					

PRODUCT CONTENTS >>

 <p>ULTIMATE RANGE</p> <p>79</p>	 <p>ELEGANCE RANGE</p> <p>95</p>	 <p>SHINE RANGE</p> <p>101</p>	 <p>NOBLE SCREWLESS RANGE</p> <p>119</p>	 <p>SATIN GOLDEN & CHROME</p> <p>137</p>	 <p>ACCESSORIES</p> <p>153</p>
 <p>LEGEND RANGE</p> <p>89</p>	 <p>APOLLO RANGE</p> <p>107</p>	 <p>ICON RANGE</p> <p>123</p>	 <p>METAL CLAD RANGE</p> <p>145</p>	 <p>METAL BOX</p> <p>157</p>	
		 <p>MIRROR FINISH GOLDEN & SILVER</p> <p>129</p>	 <p>WATERPROOF RANGE</p> <p>149</p>		

WHITE RANGE

High quality moulded white wiring accessories which has become well established over the last 12 years with proven quality and value.



VICTORY RANGE



- UREA material, heat resistance
- Smooth sound and gentle touching feeling
- The installer's dream, the user's delight!

Honor RANGE

Superior material, heat resistance
Smooth sound and gentle touching feeling
Safe Shutter
Unique small button design, more fashion



Smart RANGE

Modern design, Super slim



Elite RANGE

Modern design Super slim



Specifications:

1. Super Slim Plate
2. Modern Design
3. Superior Materials
4. Safe Shutter

ROYAL RANGE

Your trustable choice



3.9mm



Perfect Curve



LED Light



Specifications :

1. Streamline Slim design, better touch feeling
2. Silver alloy contact, bronze conductors, more durable and safer
3. LED light available for your choice, more fashion
4. Multi colors for your choice, white grey gold silver black etc

VENUS Range

1. Double streamlined design on the front and elegant arc on the side, new visual experience
2. Boundless design of socket button, breaking the limit, avant-garde design
3. Matte painted borders and shiny plating border, understated yet luxurious.

GERY COLOR



BLACK COLOR



WHITE COLOR



SLIVER COLOR



GLOD COLOR




INFINIT Range

Extreme slim Panel



Specifications:

1. Extreme slim Panel design, 6.5mm thickness
2. Silver alloy contact, superior copper, 25years guarantee
3. Night neon available, easy location at night
4. Glass acrylic plastic & painting panel for your choices and multi colors are available.



6.5mm extreme thickness

2.5° button angle



WHITE&PAINTING



GLASS&PAINTING



ACRYLIC&PAINTING

Lavina Range



Specifications:

1. Streamline design, smooth touch feeling
2. Silver alloy contact, bronze conductors, more durable and safer
3. Night neon available on switch, easy location at night
4. Multi panel and colors for your choice and ODM, satisfy your personal need

Deco Range



Specifications :

1. Maximized button switch, slim switch edge
2. Silver alloy contact, bronze conductors, more durable and safe
3. Brushed panel look more fashion and high-end
4. Night lights design, easy located switch in dark

Rounded edges to prevent scratches



Smooth line and metal coating more fashion



Thicker plate, no deform better flame resistant



electroplating process, brushed design, more texture

LUXURY RANGE



Specifications:

1. Streamline design, smooth touch feeling
2. Silver alloy contact, bronze conductors, more durable and safer
3. Night neon available on switch, easy location at night
4. Multi panel and colors for your choice and ODM



Electroplating edge design
More fashion and Luxury

Borderless panel

Streamline big button design,
your perfect choice



A variety of colors for your choice



WHITE



WHITE+GOLD



GOLD



GREY



BLACK

CLASSIC RANGE

Modern Design, Stylish Look



1. Superb button, multi colors for choice
2. Copper materials, safety guarantee
3. Modern design, Stylish Look



Gorly Range




Coated metal plate,
Stronger and durable

Specifications:

- 1. Multi frames are available
- 2. Coated metal plate, Stronger and durable
- 3. Environment friendly silver alloy contact
- 4. Fashion design, stylish looking



Frame A



Frame B



Frame C



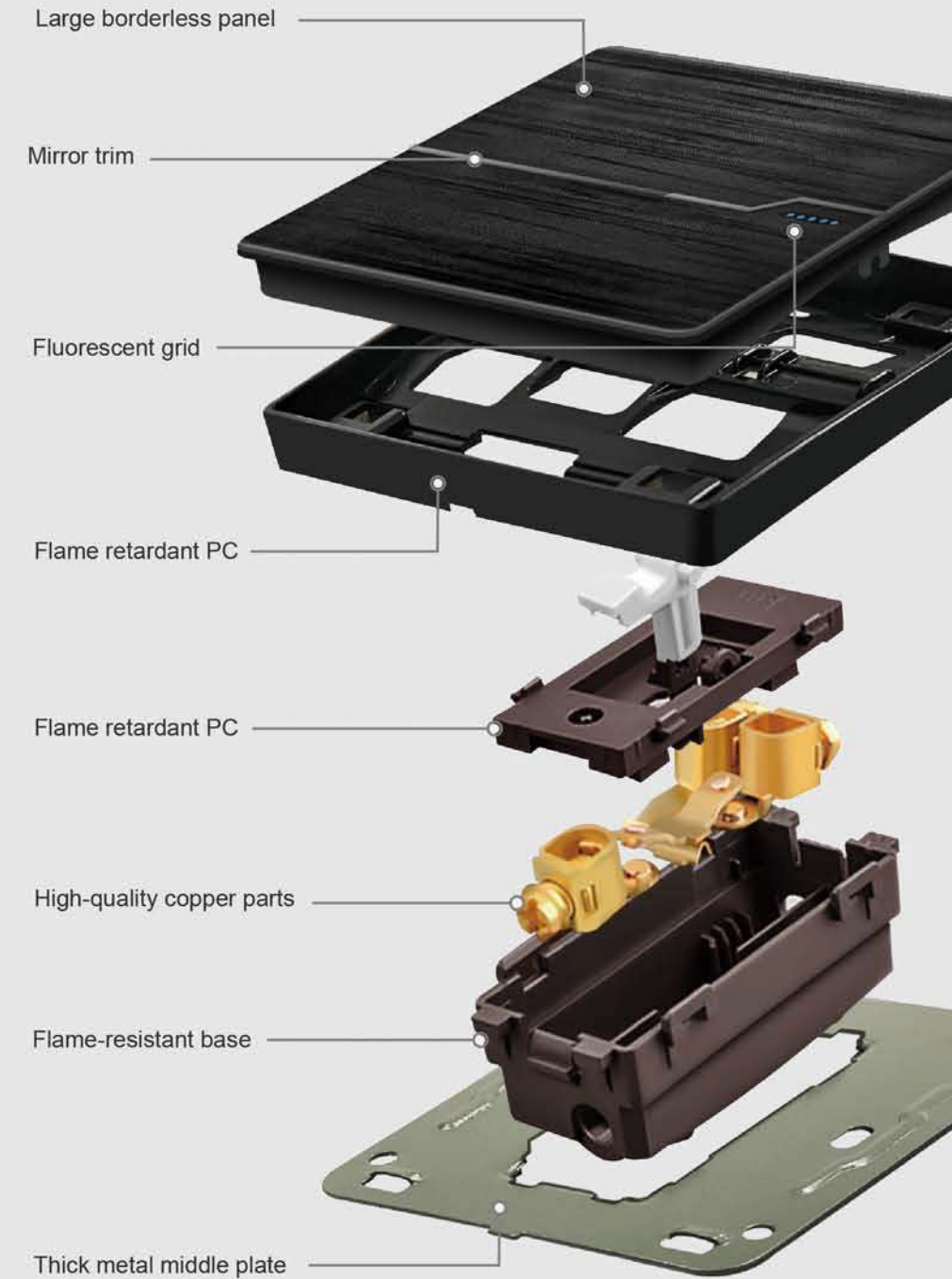
Frame D

ULTIMATE RANGE



Specifications :

1. Streamline design, smooth touch feeling
2. Silver alloy contact,bronze conductors,more durable and safer
3. Night neon available on switch, easy location at night
4. Multi panel and colors for your choice and ODM, satisfy your personal need



LEGEND RANGE



Grey Color



Black Color



White Color



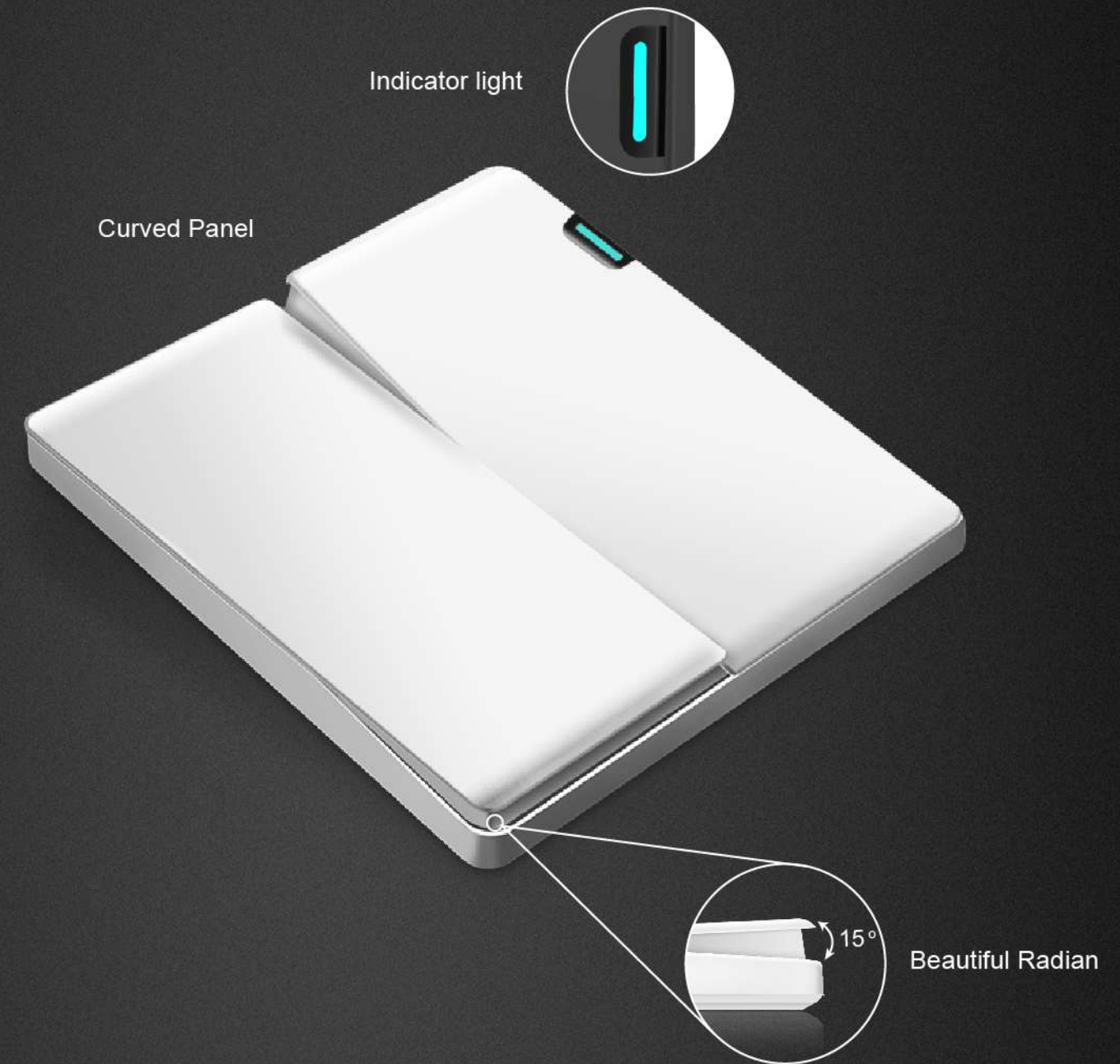
Gold Color

Specifications :

1. Streamline design, smooth touch feeling
2. Silver alloy contact, bronze conductors, more durable and safer
3. Night neon available on switch, easy location at night
4. Multi panel and colors for your choice and ODM, satisfy your personal need

ELEGANCE RANGE

Concise Large key




Specifications :

1. Streamline design, smooth touch feeling
2. Silver alloy contact,bronze conductors,more durable and safer
3. Concise Large key,Indicator light
4. Night neon available on switch, easy location at night

SHINE Range

SHINE range is a broad and practical range that looks at home in any interior. A value range where quality counts.



APOLLO RANGE

Reset switch structure



Specifications :

1. Reset switch structure.
2. Silver alloy contact, bronze conductors, more durable and safe.
3. Shaped, delicate and circular, Aesthetic fashionistas.
4. LED neon available on switch, easy location at night.



Point Switch



Master Reset



LED Neon



1.5mm Plate

Orient Range



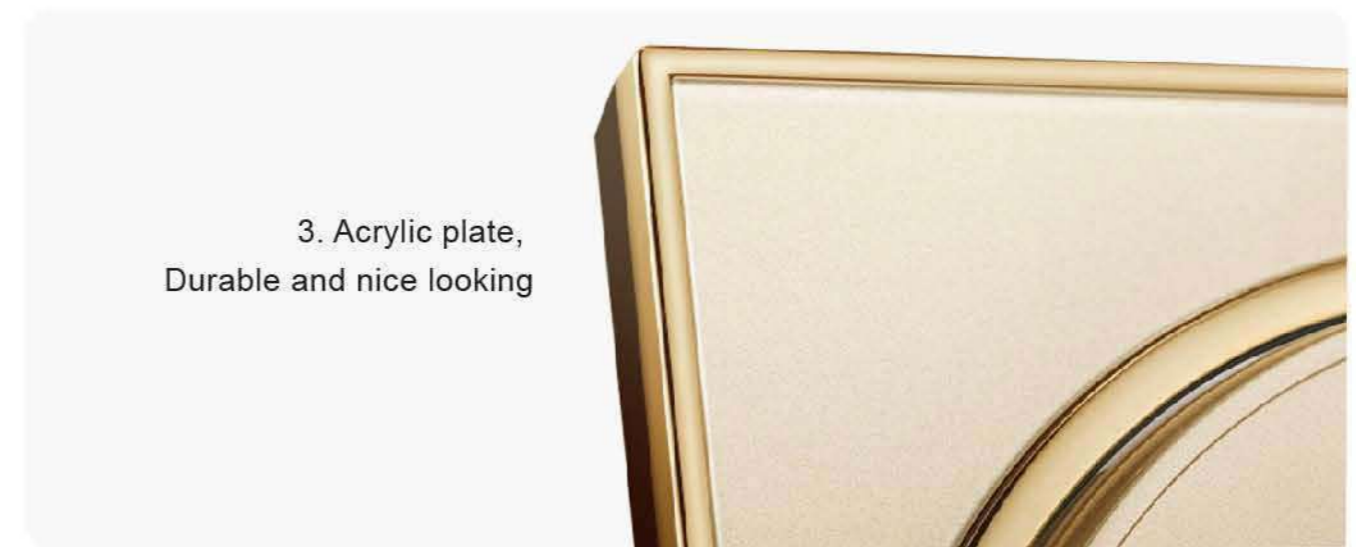
Specifications :

1. Unique design of round button, Elegant & Fashion
2. Panel is 3D carved in flower shape, Acrylic is available
3. Fire-retardant base, Steel frame structure
4. Ultra-thin design, Thickness is only 7mm
5. Panel can be customized, Silver& Golden & White colors for choice



1. Speical Round button design ,
Stylish and fashion

2. Fluorescent light is available



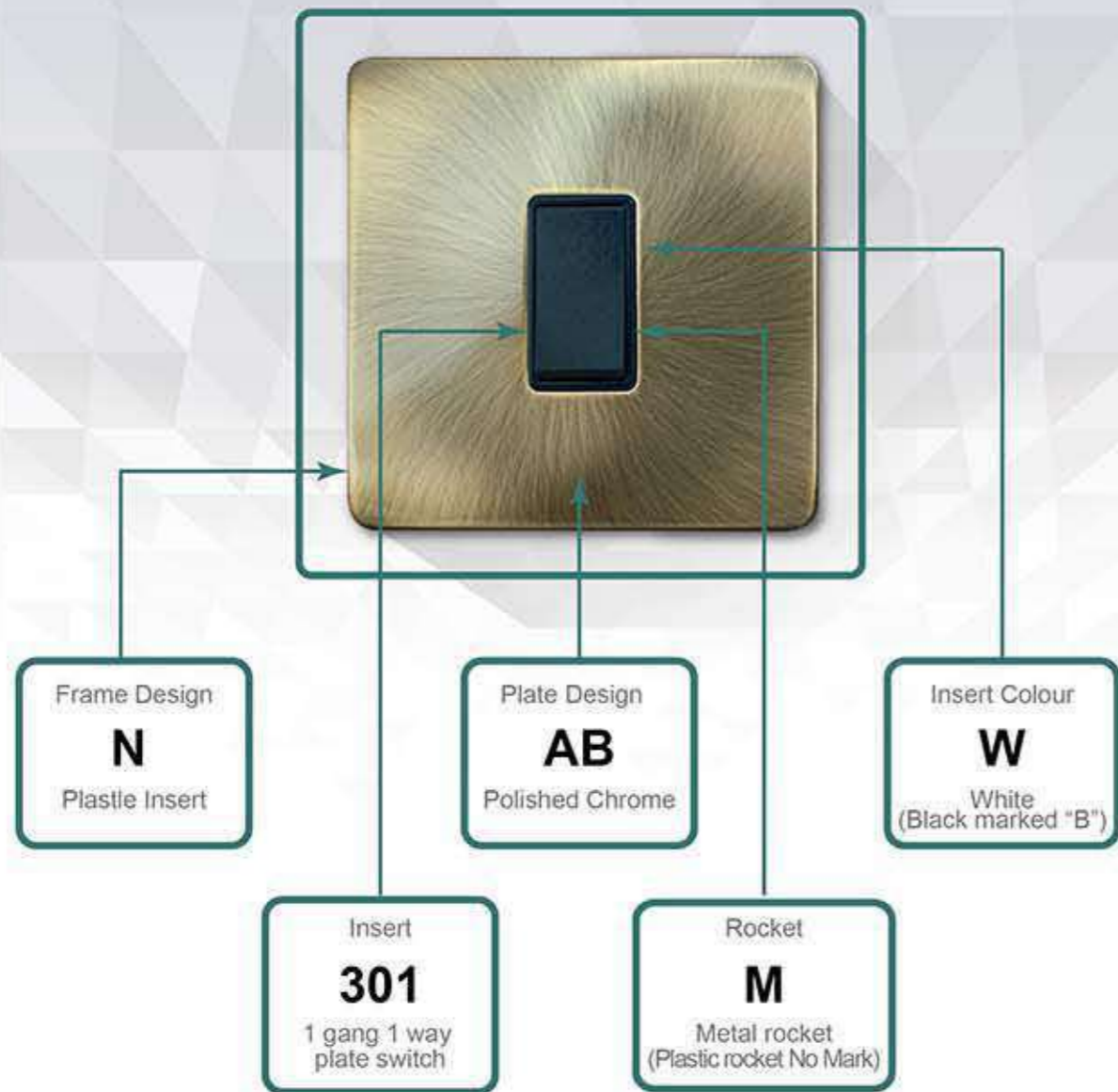
3. Acrylic plate,
Durable and nice looking



4. Ultra-thin design,thickness is only 7mm

7mm

NOBLE SCREWELESS RANGE



How to order



Icon Range




Specifications:

1. Stainless steel plate, Brushed silver
2. Safety shutter design, Keep children safe
3. Superior materials, 10 years guarantee
4. Strong strcutre, Wonderful looking

Mirror Finish RANGE


Classic design, tasters' choice
Golden and silver colour for selection
No colour fading



SATIN GOLDEN & CHROME



CHROME



GOLDEN



Stainless steel satin plate



Unique button design



Superior materials



Modern design

Metal Clad RANGE



Manufactured from high quality steel with stylish good looks, Metal clad range has a striking appearance with flush fitting front plates and discreet neons. Metal clad, rugged reliability with style.

All metal clad sockets and switches are supplied with back boxes




WATERPROOF SWITCH & SOCKET

Whatever the weather or the environment, our waterproof range leave the seal of approval for all commercial or residential needs



ACCESSORIES



Metal Box

